



VAAGDEVI DEGREE & PG COLLEGE

Kishanpura, Hanumakonda



Undergraduate Course Result Analysis Report

1. Commerce:

- Number of Students Appeared: 520
- Number of Students Passed: 291
- Pass Percentage: 55.96%
- Analysis: The Commerce course had a moderate pass rate, with 55.96% of students successfully completing their examinations.

2. Bachelor of Computer Applications (BCA):

- Number of Students Appeared: 96
- Number of Students Passed: 69
- Pass Percentage: 71.87%
- Analysis: The BCA course exhibited a relatively higher pass rate, with 71.87% of students successfully passing their examinations.

3. Bachelor of Science (BSc) in Biology:

- Number of Students Appeared: 233
- Number of Students Passed: 167
- Pass Percentage: 71.67%
- Analysis: The BSc Biology course showed a commendable pass rate, with 71.67% of students successfully completing their examinations.

4. Bachelor of Science (BSc) in Mathematics:

- Number of Students Appeared: 201
- Number of Students Passed: 166
- Pass Percentage: 82.58%
- Analysis: The BSc Mathematics course recorded an excellent pass rate, with 82.58% of students successfully passing their examinations. This signifies a strong performance in the subject.

In summary, the analysis of the undergraduate courses indicates varying success rates across different programs. While Commerce exhibited a moderate pass percentage, BCA, BSc Biology, and BSc Mathematics showed higher success rates, with BSc Mathematics leading with an impressive 82.58% pass percentage. Further evaluation and targeted support may be considered for courses with lower pass rates to enhance overall academic performance.

MBA and MCA Program Result Analysis Report (Academic Year 2022-2023)

1. MBA Program:

- Number of Students Appeared: 329
- Number of Students Passed: 237

- Pass Percentage: 72.03%

Analysis: The MBA program exhibited a commendable pass percentage of 72.03%. This suggests a satisfactory performance, and further exploration into specific subject areas and teaching methodologies can help identify areas for improvement or enhancement.

2. MCA Program:

- Number of Students Appeared: 124
- Number of Students Passed: 108
- Pass Percentage: 87.09%

Analysis: The MCA program showcased an impressive pass percentage of 87.09%, indicating a high level of success among the students. This outstanding performance suggests a well-structured curriculum and effective teaching methodologies within the program.

Conclusion:

In summary, the result analysis for the MBA and MCA programs in the academic year 2022-2023 indicates a solid performance overall. While the MBA program demonstrates a respectable pass percentage, the MCA program stands out with an impressive 87.09% pass rate. The comparative analysis suggests opportunities for cross-program collaboration and improvements to ensure continued success in both programs.

Postgraduate Program Result Analysis Report (Academic Year 2022-2023)

1. MSc Chemistry:

- Number of Students Appeared: 20
- Number of Students Passed: 06
- Pass Percentage: 33.33%

2. MSc Mathematics:

- Number of Students Appeared: 24
- Number of Students Passed: 08
- Pass Percentage: 33.33%

3. MSc Physics:

- Number of Students Appeared: 7
- Number of Students Passed: 5
- Pass Percentage: 71.42%

4. MSc Microbiology:

- Number of Students Appeared: 34
- Number of Students Passed: 19
- Pass Percentage: 55.88%

5. MSc Zoology:

- Number of Students Appeared: 26
- Number of Students Passed: 19
- Pass Percentage: 73.07%

6. MSc Computer Science:

- Number of Students Appeared: 38
- Number of Students Passed: 21
- Pass Percentage: 55.26%

7. MCom CA:

- Number of Students Appeared: 12
- Number of Students Passed: 05
- Pass Percentage: 41.66%

8. MCom:

- Number of Students Appeared: 8
- Number of Students Passed: 4
- Pass Percentage: 50%

Analysis:

- MSc Physics and MSc Zoology programs have notably high pass percentages, indicating strong student performance.
- MSc Chemistry and MSc Mathematics programs exhibit lower pass percentages, suggesting potential areas for curriculum or instructional improvements.
- MCom and MCom CA programs show moderate pass percentages, warranting further investigation into factors influencing results.

Conclusion:

The result analysis for the academic year 2022-2023 indicates variations in pass percentages across different postgraduate programs. While some programs show strong performance, others present opportunities for improvement. Implementing targeted strategies based on these findings can contribute to overall academic success and program enhancement.


Principal
Vaagdevi Degree & P.G. College
Kishanpura, Hanamkonda



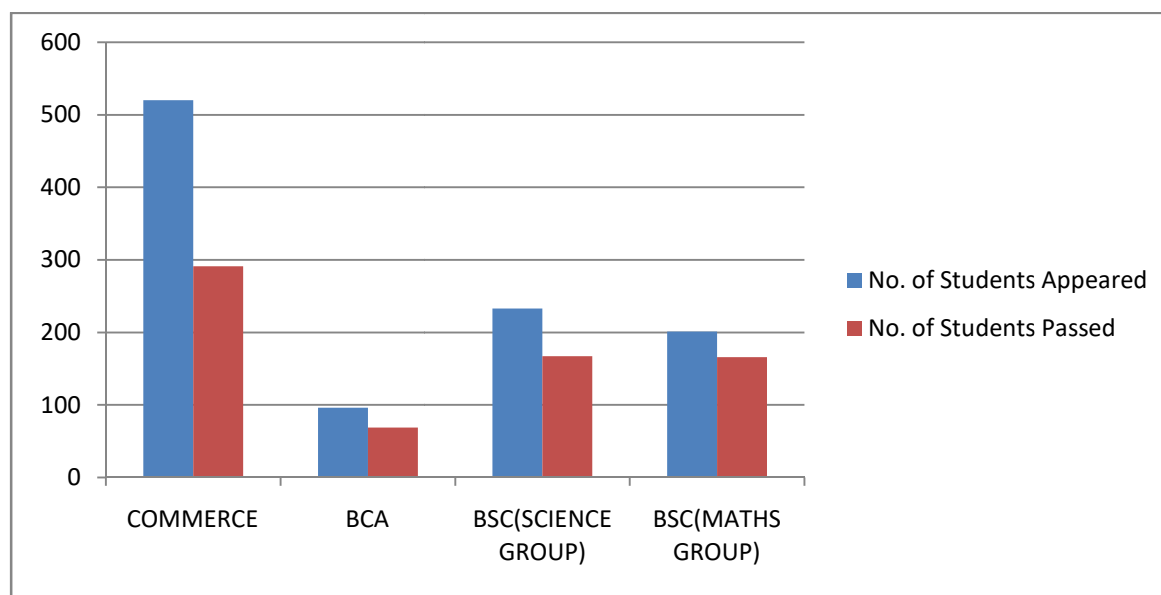
VAAGDEVI DEGREE AND PG COLLEGE

KISHANPURA, HANAMKONDA



KAKATIYA UNIVERSITY RESULT ANALYSIS UG 2022-23

<u>COURSE III YEAR</u>	<u>No. of Students Appeared</u>	<u>No. of Students Passed</u>	<u>Pass Percentage</u>
COMMERCE	520	291	55.96
BCA	96	69	71.87
BSC(SCIENCE GROUP)	233	167	71.67
BSC(MATHS GROUP)	201	166	82.58



A. Subashalan
Principal
Vaagdevi Degree & P.G. College
Kishanpura, Hanamkonda



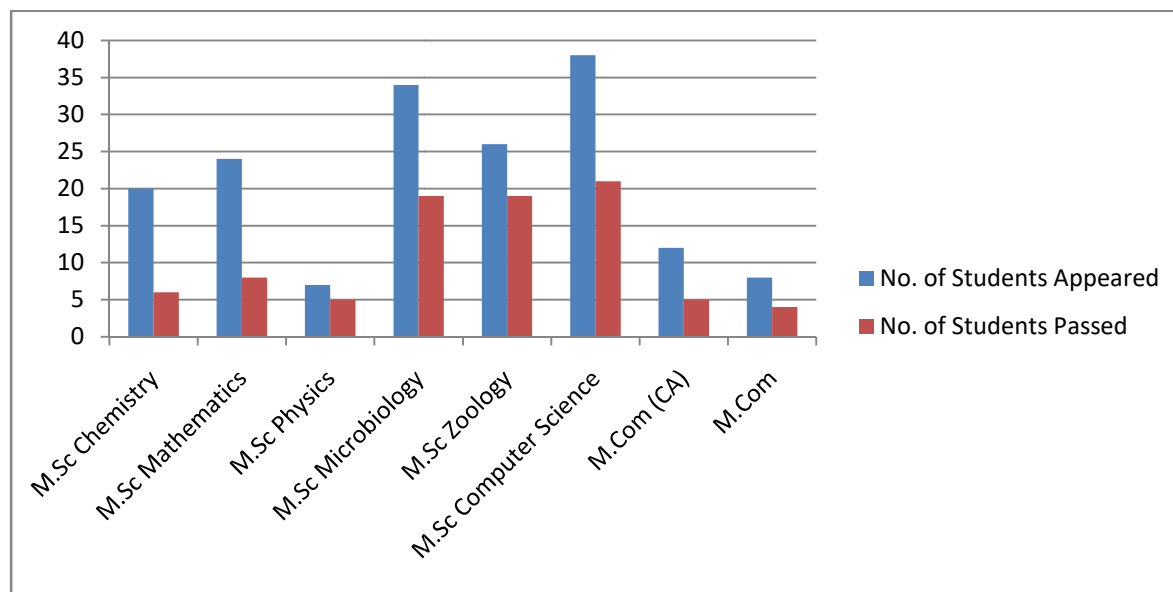
VAAGDEVI DEGREE AND PG COLLEGE

KISHANPURA, HANAMKONDA



KAKATIYA UNIVERSITY RESULT ANALYSIS UG 2022-23

<u>COURSE II YEAR</u>	<u>No. of Students Appeared</u>	<u>No. of Students Passed</u>	<u>Pass Percentage</u>
M.Sc Chemistry	20	6	33.33
M.Sc Mathematics	24	8	33.33
M.Sc Physics	7	5	71.42
M.Sc Microbiology	34	19	55.88
M.Sc Zoology	26	19	73.07
M.Sc Computer Science	38	21	55.26
M.Com (CA)	12	5	41.66
M.Com	8	4	50.00



A. Subhadra
Principal
Vaagdevi Degree & P.G. College
Kishanpura, Hanamkonda



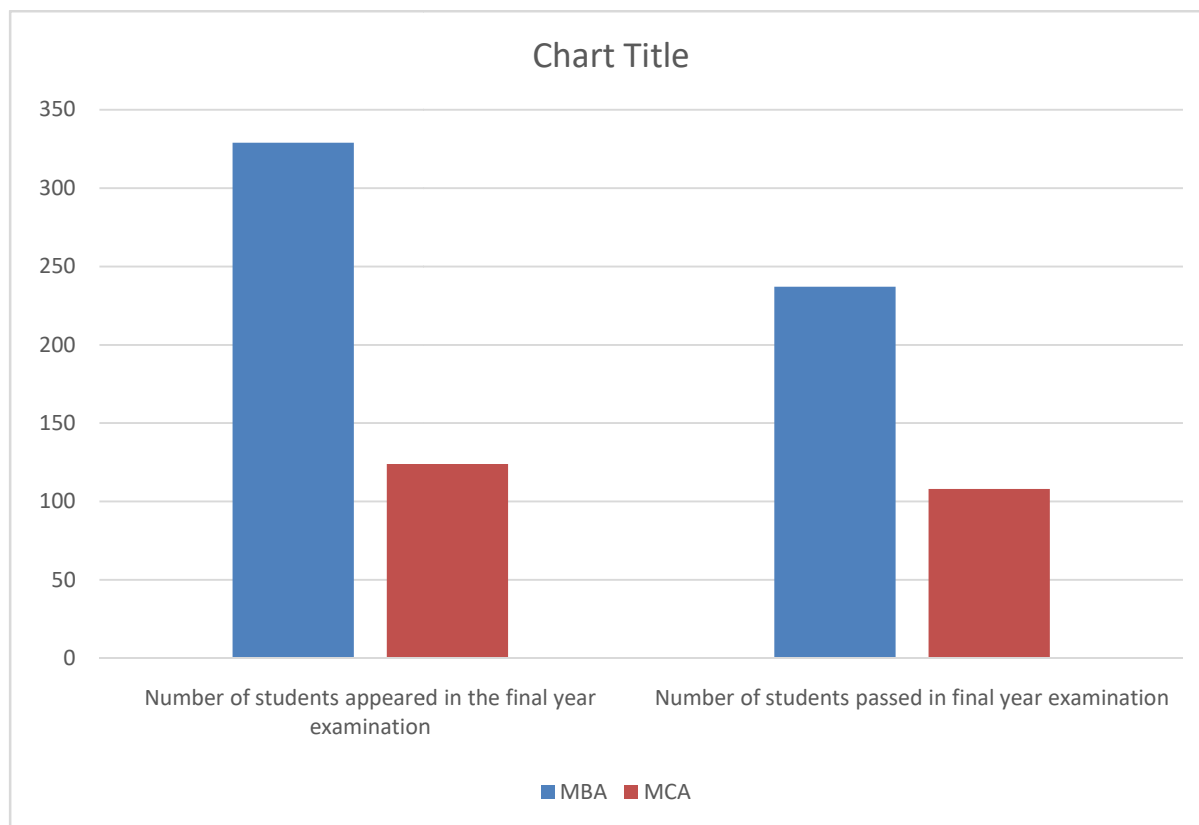
VAAGDEVI DEGREE AND PG COLLEGE

KISHANPURA, HANAMKONDA



KAKATIYA UNIVERSITY RESULT ANALYSIS UG 2022-23

<u>COURSE II YEAR</u>	<u>No. of Students Appeared</u>	<u>No. of Students Passed</u>	<u>Pass Percentage</u>
MBA	329	237	72.03
MCA	124	108	87.09



A. Subash Kumar
Principal
Vaagdevi Degree & P.G. College
Kishanpura, Hanamkonda