



VAAGDEVI DEGREE & PG COLLEGE

DIST: HANUMAKONDA, TELANGANA STATE-506001

(Affiliated to Kakatiya University, Warangal)

(e-mail: contact@vaagdevicolleges.com)

website: www.vaagdevicolleges.com)



Criterion II - Metric No. 2.6.3

2.6.3 - Total number of final year students who appeared for the university examination during the year

ANNUAL REPORT 2022-2023

Principal
Vaagdevi Degree & P.G. College
Kishanpura, Hanamkonda

ANNUAL REPORT

2022 - 23

CONTENTS

- 1. Important Events and Dates**
- 2. Malpractice**
- 3. Complaints, Grievances and Revaluation**
- 4. Hall Ticket Approved Abstract**
- 5. Programme-wise ODD semester results**
- 6. Programme-wise EVEN semester results**
- 7. Overall Results**

1. The Important events and dates

a. Important notifications and last dates

| Particulars | Dates | | | |
|---|---------------|--------------------------|----------------|--------------------------|
| | Odd Semesters | | Even Semesters | |
| Examination fee payments <i>without fine</i> (UG) | I Sem | 25.01.2023 to 30.01.2023 | II Sem | 12.01.2023 to 25.04.2023 |
| | III Sem | 25.11.2022 to 30.11.2022 | IV Sem | 12.01.2023 to 25.04.2023 |
| | V Sem | 25.11.2022 to 30.11.2022 | VI Sem | 12.01.2023 to 25.04.2023 |
| Examination fee payments <i>with fine</i> (UG) | I Sem | 31.01.2023 to 05.02.2023 | II Sem | 26.04.2023 to 29.04.2023 |
| | III Sem | 1.12.2022 to 5.12.2022 | IV Sem | 26.04.2023 to 29.04.2023 |
| | V Sem | 1.12.2022 to 5.12.2022 | VI Sem | 26.04.2023 to 29.04.2023 |

| Particulars | Dates | | | |
|---|---------------|--------------------------|----------------|--------------------------|
| | Odd Semesters | | Even Semesters | |
| Examination fee payments <i>without fine</i> (PG) | I Sem | 20.02.2023 to 28.02.2023 | II Sem | 27.06.2023 to 10.07.2023 |

| | | | | |
|--|---------|--------------------------------|--------|-----------------------------|
| | III Sem | 07.01.2023 to 18.01.2023 | IV Sem | 10.05.2023 to 22.05.2023 |
| Examination fee payments <i>with fine</i> (PG) | I Sem | 29.02.2023 to 02.03.2023 | II Sem | 11.07.2023 to 12.07.2023 |
| | III Sem | 19.01.2023 to 21.01.2023 | IV Sem | 23.05.2023 to 24.05.2023 |

| Particulars | Dates | | | |
|--|---------------|-----------------------------|----------------|-----------------------------|
| | Odd Semesters | | Even Semesters | |
| Examination fee payments <i>without fine</i> (MBA) | I Sem | 09.03.2023 to 21.03.2023 | II Sem | 23.08.2023 to 31.08.23 |
| | III Sem | 06.02.2023 to 17.02.2023 | IV Sem | 24.07.2023 to 05.08.2023 |
| Examination fee payments <i>with fine</i> (MBA) | I Sem | 22.03.2023 to 24.03.2023 | II Sem | 01.09.2023 to 02.09.2023 |
| | III Sem | 18.02.2023 to 21.02.2023 | IV Sem | 06.08.2023 to 08.08.2023 |

| Particulars | Dates | | | |
|--|---------------|-----------------------------|----------------|-----------------------------|
| | Odd Semesters | | Even Semesters | |
| Examination fee payments <i>without fine</i> (MCA) | I Sem | 06.02.2023 to 17.02.2023 | II Sem | 07.07.2023 to 20.07.2023 |
| | III Sem | 16.01.2023 to 28.01.2023 | IV Sem | 06.06.2023 to 14.06.2023 |

| | | | | |
|--|---------|--------------------------|--------|--------------------------|
| Examination fee payments <i>with fine</i> (MCA) | I Sem | 18.02.2023 to 21.02.2023 | II Sem | 21.07.2023 to 22.07.2023 |
| | III Sem | 29.01.2023 to 31.01.2023 | IV Sem | 15.06.2023 to 16.06.2023 |

b. Dates of Examinations

| Particulars | Dates | | | | |
|--|----------------------|--------------------------|-----------------------|--------------------------|--|
| | Odd Semesters | | Even Semesters | | |
| | Sem | Theory | Sem | Theory | |
| UG End Semester Exams (Regular & Supplementary) | I | 09.02.2023 to 22.03.2023 | II | 13.06.2023 to 04.07.2023 | |
| | III | 05.01.2023 to 02.02.2023 | IV | 14.06.2023 to 07.07.2023 | |
| | V | 04.01.2023 to 07.02.2023 | VI | 13.06.2023 to 14.07.2023 | |

| | | | | | |
|--|-----|--------------------------------|----|--------------------------------|--|
| PG End Semester Exams (Regular & Supplementary) | I | 14.03.2023 to 25.03.2023 | II | 14.08.2023 to 25.08.2023 | |
| | III | 10.02.2023 to 22.02.2023 | IV | 05.07.2023 to 18.07.2023 | |

| | | | | | |
|---|-----|--------------------------------|----|--------------------------------|--|
| MBA End Semester Exams (Regular & Supplementary) | I | 11.04.2023 to 24.04.2023 | II | 26.09.2023 to 12.10.2023 | |
| | III | 25.03.2023 to 10.04.2023 | IV | 25.09.2023 to 11.10.2023 | |

| | | | | | |
|---|-----|--------------------------------|----|--------------------------------|--|
| MCA End Semester Exams (Regular & Supplementary) | I | 14.03.2023 to 23.03.2023 | II | 09.08.2023 to 18.08.2023 | |
| | III | 10.02.2023 to 20.02.2023 | IV | 07.07.2023 to 12.07.2023 | |

c. Publication of Results

| Particulars | Dates | | | |
|--|---------------|------------|----------------|------------|
| | Odd Semesters | | Even Semesters | |
| Publication of UG End semester results | I Sem | 02.05.2023 | II Sem | 25.08.2023 |
| | III Sem | 15.04.2023 | IV Sem | 25.08.2023 |
| | V Sem | 15.04.2023 | VI Sem | 25.08.2023 |
| Publication of PG End | I Sem | 15.05.2023 | II Sem | 05.11.2023 |

| | | | | |
|-------------------------|---------|------------|--------|------------|
| semester results | III Sem | 10.05.2023 | IV Sem | 22.09.2023 |
|-------------------------|---------|------------|--------|------------|

| | | | | |
|--|---------|------------|--------|------------|
| Publication of MBA End semester results | I Sem | 14.06.2023 | II Sem | 05.12.2023 |
| | III Sem | 22.05.2023 | IV Sem | 12.11.2023 |

| | | | | |
|--|---------|------------|--------|------------|
| Publication of MCA End semester results | I Sem | 25.04.2023 | II Sem | 23.09.2023 |
| | III Sem | 15.04.2023 | IV Sem | 13.08.2023 |

3. Malpractice

| Particulars | Odd Semester | Even Semester |
|------------------------|---------------------|----------------------|
| No. of Students | 6 | 12 |

| Programme (UG) | I Semester | | | III Semester | | | V Semester | | |
|-----------------------|------------|--------|--------|--------------|--------|--------|------------|--------|--------|
| | Appeared | Passed | Pass % | Appeared | Passed | Pass % | Appeared | Passed | Pass % |
| B.Com (B.A) | 98 | 45 | 45.9 | 64 | 18 | 28 | 60 | 39 | 65 |
| B.COM (TAX) | 16 | 5 | 31 | 25 | 7 | 28 | 40 | 13 | 21.6 |
| B.Com(CA) | 237 | 163 | 68.7 | 234 | 123 | 52.6 | 224 | 153 | 68.3 |
| PHYSICS | 161 | 71 | 44.1 | 289 | 163 | 56.4 | 268 | 183 | 68.28 |
| BOTANY | 136 | 107 | 78.6 | 181 | 158 | 87.2 | 180 | 155 | 86.11 |
| ENGLISH | 1368 | 1258 | 91.9 | 1208 | 1099 | 91.05 | 1296 | 1192 | 92 |
| MATHEMATICS | 243 | 53 | 21.8 | 489 | 344 | 70.3 | 460 | 342 | 74.3 |
| FOOD SCIENCE | 62 | 50 | 80.6 | 50 | 42 | 84 | 43 | 35 | 81.3 |
| NUTRITION & DIETETICS | 51 | 45 | 88.23 | 52 | 40 | 76.9 | 58 | 48 | 82.7 |
| CHEMISTRY | 184 | 80 | 43.47 | 209 | 99 | 47.36 | 261 | 192 | 73.56 |
| STATISTICS | 75 | 56 | 74.6 | 158 | 133 | 84.17 | 151 | 125 | 82.7 |
| COMPUTER SCIENCE | 318 | 174 | 54.7 | 573 | 340 | 59.3 | 470 | 325 | 69.1 |
| ZOOLOGY | 246 | 226 | 91.8 | 269 | 238 | 88.4 | 276 | 257 | 93.11 |
| BIOTECHNOLOGY | 69 | 50 | 72.4 | 74 | 48 | 64.8 | 98 | 60 | 61.2 |
| ELECTRONICS | 11 | 9 | 81.8 | 45 | 13 | 28.8 | 36 | 29 | 80.5 |
| MICROBIOLOGY | 50 | 49 | 98 | 82 | 78 | 95.2 | 67 | 66 | 98 |
| TELUGU | 240 | 228 | 95 | 227 | 192 | 84.5 | 250 | 198 | 79.2 |
| SANSKRIT | 651 | 520 | 79.8 | 947 | 735 | 77.6 | 961 | 810 | 84.28 |
| ARABIC | 49 | 40 | 81.6 | 55 | 49 | 89.1 | 71 | 62 | 87.3 |

| | | | | | | | | | |
|-------|-----|-----|------|-----|-----|------|-----|-----|------|
| HINDI | 34 | 29 | 85.3 | 43 | 35 | 81.3 | 26 | 20 | 76.9 |
| BCA | 165 | 115 | 69.6 | 96 | 65 | 67.7 | 93 | 85 | 91.3 |
| BBA | 174 | 104 | 59.8 | 184 | 139 | 75.5 | 173 | 152 | 87.8 |

4. Complaints and Grievances

| Particulars | Odd Semester | Even Semester |
|--|--------------|---------------|
| No. of complaints and grievances | 13 | 14 |
| Number of revaluation cases applied in Kakatiya university | 69 | 71 |

5. Hall Ticket Approved Abstract

| Particulars | ODD Semester | | Even Semester | |
|-------------|--------------|----------------|---------------|----------------|
| Approved | UG | PG /MBA/MCA | UG | PG /MBA/MCA |
| | 3382 | 1371 | 3253 | 1328 |

6. Programme-wise ODD Semester Results

| Programme (PG) | I Semester | | | III Semester | | |
|---------------------------|------------|--------|--------|--------------|--------|--------|
| | Appeared | Passed | Pass % | Appeared | Passed | Pass % |
| MCA | 168 | 123 | 73 | 154 | 103 | 66 |
| COMPUTER SCIENCE | 24 | 15 | 62 | 38 | 21 | 55.26 |
| CHEMISTRY | 24 | 6 | 25 | 24 | 15 | 62.5 |
| MATHEMATICS | 7 | 4 | 54.7 | 24 | 10 | 41.6 |
| MBA | 404 | 290 | 71.7 | 329 | 223 | 67.7 |
| MCOM CA | 4 | 2 | 50 | 12 | 6 | 50 |
| MCOM GEN | 7 | 4 | 57.1 | 8 | 4 | 50 |
| ZOOLOGY | 24 | 18 | 81.82 | 19 | 15 | 78.95 |
| PHYSICS | 2 | - | 00 | 8 | 6 | 75 |
| MICROBIOLOGY | 33 | 26 | 78.7 | 36 | 31 | 86.11 |
| FOOD SCIENCE & TECHNOLOGY | 22 | 22 | 100 | - | - | - |

7. Programme-wise EVEN Semester Results

| Programme (PG) | II Semester | | | IV Semester | | |
|---------------------------|-------------|--------|--------|-------------|--------|--------|
| | Appeared | Passed | Pass % | Appeared | Passed | Pass % |
| MICROBIOLOGY | 33 | 30 | 90.9 | 36 | 31 | 86.1 |
| COMPUTER SCIENCE | 24 | 16 | 66.6 | 38 | 21 | 55.26 |
| CHEMISTRY | 27 | 13 | 48.1 | 27 | 10 | 37.03 |
| M.COM CA | 4 | 3 | 75 | 12 | 5 | 41.6 |
| MCOM-GEN | 7 | 4 | 57.1 | 8 | 4 | 50 |
| ZOOLOGY | 22 | 20 | 90.91 | 24 | 19 | 79.17 |
| FOOD SCIENCE & TECHNOLOGY | 22 | 22 | 100 | - | - | - |
| MATHEMATICS | 7 | 4 | 54.7 | 24 | 8 | 33.3 |
| PHYSICS | 2 | 0 | | 8 | 5 | |
| MCA | 159 | 115 | 72.3 | 124 | 100 | 80.1 |
| MBA | 391 | 243 | 62 | 329 | 237 | 72.0 |

| Programme (UG) | II Semester | | | IV Semester | | | VI Semester | | |
|-------------------|-------------|--------|--------|-------------|--------|--------|-------------|--------|--------|
| | Appeared | Passed | Pass % | Appeared | Passed | Pass % | Appeared | Passed | Pass % |
| B.Com. (TAXATION) | 16 | 9 | 56 | 25 | 16 | 64 | 37 | 21 | 56.7 |
| B.Com. (B A) | 97 | 34 | 35.05 | 64 | 17 | 26.5 | 75 | 39 | 52 |
| PHYSICS | 161 | 64 | 39.75 | 291 | 147 | 50.51 | 288 | 186 | 64.5 |
| BOTANY | 136 | 120 | 88.23 | 181 | 151 | 83.4 | 153 | 127 | 83 |
| BBA | 175 | 91 | 52 | 173 | 143 | 82.6 | 170 | 120 | 70.5 |
| MATHEMATICS | 234 | 90 | 38.4 | 491 | 344 | 70 | 455 | 279 | 61.3 |
| MICROBIOLOGY | 50 | 45 | 90.00 | 82 | 75 | 91.4 | 67 | 57 | 85 |
| BIOTECHNOLOGY | 69 | 50 | 72.4 | 74 | 55 | 74.3 | 98 | 78 | 79.6 |
| CHEMISTRY | 184 | 118 | 64.14 | 207 | 123 | 59.02 | 259 | 177 | 68.33 |
| STATISTICS | 34 | 26 | 76.47 | 32 | 19 | 59.38 | 30 | 25 | 83.33 |
| COMPUTER SCIENCE | 318 | 181 | 56.9 | 573 | 330 | 57.5 | 460 | 340 | 73.9 |
| ZOOLOGY | 243 | 203 | 83.5 | 279 | 248 | 88.8 | 309 | 291 | 94.17 |
| FOOD SCIENCE | 62 | 45 | 72.5 | 50 | 38 | 76 | 43 | 32 | 74.4 |
| ELECTRONICS | 11 | 6 | 54.5 | 45 | 10 | 22.2 | 34 | 24 | 70.5 |
| STATISTICS | 73 | 50 | 68.4 | 157 | 132 | 84.01 | 149 | 117 | 78.5 |
| BCOM(C A) | 256 | 151 | 58.9 | 233 | 114 | 48.9 | 220 | 176 | 80 |
| TELUGU | 240 | 215 | 89.5 | 227 | 195 | 85.9 | 250 | 203 | 81.2 |
| SANSKRIT | 651 | 560 | 86.1 | 947 | 875 | 92.3 | 961 | 902 | 93.8 |
| HINDI | 34 | 30 | 88.2 | 43 | 36 | 83.7 | 26 | 18 | 69.2 |
| ARABIC | 49 | 35 | 71.4 | 55 | 42 | 76.3 | 71 | 57 | 80.3 |

| | | | | | | | | | |
|-------------------------|------|------|-------|------|------|-------|------|------|------|
| ENGLISH | 1219 | 1210 | 99.2 | 1078 | 1068 | 99.01 | 1090 | 1083 | 99.3 |
| NUTRITION &DIETITICS | 51 | 45 | 88.23 | 52 | 38 | 73.07 | 58 | 50 | 86.2 |
| BCA | 165 | 133 | 80.6 | 93 | 69 | 74.1 | 96 | 75 | 78 |


Principal
 Vaagdevi Degree & P.G. College
 Kishanpura, Hanamkonda

8. Overall Result

Undergraduate Course Result Analysis Report for the academic year 2022-23

1. Commerce:

- Number of Students Appeared: 520
- Number of Students Passed: 291
- Pass Percentage: 55.96%
- Analysis: The Commerce course had a moderate pass rate, with 55.96% of students successfully completing their examinations.

2. Bachelor of Computer Applications (BCA):

- Number of Students Appeared: 96
- Number of Students Passed: 69
- Pass Percentage: 71.87%
- Analysis: The BCA course exhibited a relatively higher pass rate, with 71.87% of students successfully passing their examinations.

3. Bachelor of Science (BSc) in Biology:

- Number of Students Appeared: 233
- Number of Students Passed: 167
- Pass Percentage: 71.67%
- Analysis: The BSc Biology course showed a commendable pass rate, with 71.67% of students successfully completing their examinations.

4. Bachelor of Science (BSc) in Mathematics:

- Number of Students Appeared: 201
- Number of Students Passed: 166
- Pass Percentage: 82.58%
- Analysis: The BSc Mathematics course recorded an excellent pass rate, with 82.58% of students successfully passing their examinations. This signifies a strong performance in the subject.

In summary, the analysis of the undergraduate courses indicates varying success rates across different programs. While Commerce exhibited a moderate pass percentage, BCA, BSc Biology, and BSc Mathematics showed higher success rates, with BSc Mathematics leading with an impressive 82.58% pass percentage. Further evaluation and targeted support may be considered for courses with lower pass rates to enhance overall academic performance.

MBA and MCA Program Result Analysis Report (Academic Year 2022-2023)

1. MBA Program:

- Number of Students Appeared: 329
- Number of Students Passed: 237

- Pass Percentage: 72.03%

Analysis: The MBA program exhibited a commendable pass percentage of 72.03%. This suggests a satisfactory performance, and further exploration into specific subject areas and teaching methodologies can help identify areas for improvement or enhancement.

2. MCA Program:

- Number of Students Appeared: 124
- Number of Students Passed: 108
- Pass Percentage: 87.09%

Analysis: The MCA program showcased an impressive pass percentage of 87.09%, indicating a high level of success among the students. This outstanding performance suggests a well-structured curriculum and effective teaching methodologies within the program.

Conclusion:

In summary, the result analysis for the MBA and MCA programs in the academic year 2022-2023 indicates a solid performance overall. While the MBA program demonstrates a respectable pass percentage, the MCA program stands out with an impressive 87.09% pass rate. The comparative analysis suggests opportunities for cross-program collaboration and improvements to ensure continued success in both programs.

Postgraduate Program Result Analysis Report (Academic Year 2022-2023)

1. MSc Chemistry:

- Number of Students Appeared: 20
- Number of Students Passed: 06
- Pass Percentage: 33.33%

2. MSc Mathematics:

- Number of Students Appeared: 24
- Number of Students Passed: 08
- Pass Percentage: 33.33%

3. MSc Physics:

- Number of Students Appeared: 7
- Number of Students Passed: 5
- Pass Percentage: 71.42%

4. MSc Microbiology:

- Number of Students Appeared: 34
- Number of Students Passed: 19
- Pass Percentage: 55.88%

5. MSc Zoology:

- Number of Students Appeared: 26
- Number of Students Passed: 19
- Pass Percentage: 73.07%

6. MSc Computer Science:

- Number of Students Appeared: 38
- Number of Students Passed: 21
- Pass Percentage: 55.26%

7. MCom CA:

- Number of Students Appeared: 12
- Number of Students Passed: 05
- Pass Percentage: 41.66%

8. MCom:

- Number of Students Appeared: 8
- Number of Students Passed: 4
- Pass Percentage: 50%

Analysis:

- MSc Physics and MSc Zoology programs have notably high pass percentages, indicating strong student performance.
- MSc Chemistry and MSc Mathematics programs exhibit lower pass percentages, suggesting potential areas for curriculum or instructional improvements.
- MCom and MCom CA programs show moderate pass percentages, warranting further investigation into factors influencing results.

Conclusion:

The result analysis for the academic year 2022-2023 indicates variations in pass percentages across different postgraduate programs. While some programs show strong performance, others present opportunities for improvement. Implementing targeted strategies based on these findings can contribute to overall academic success and program enhancement.


Principal
Vaagdevi Degree & P.G. College
Kishanpura, Hanamkonda



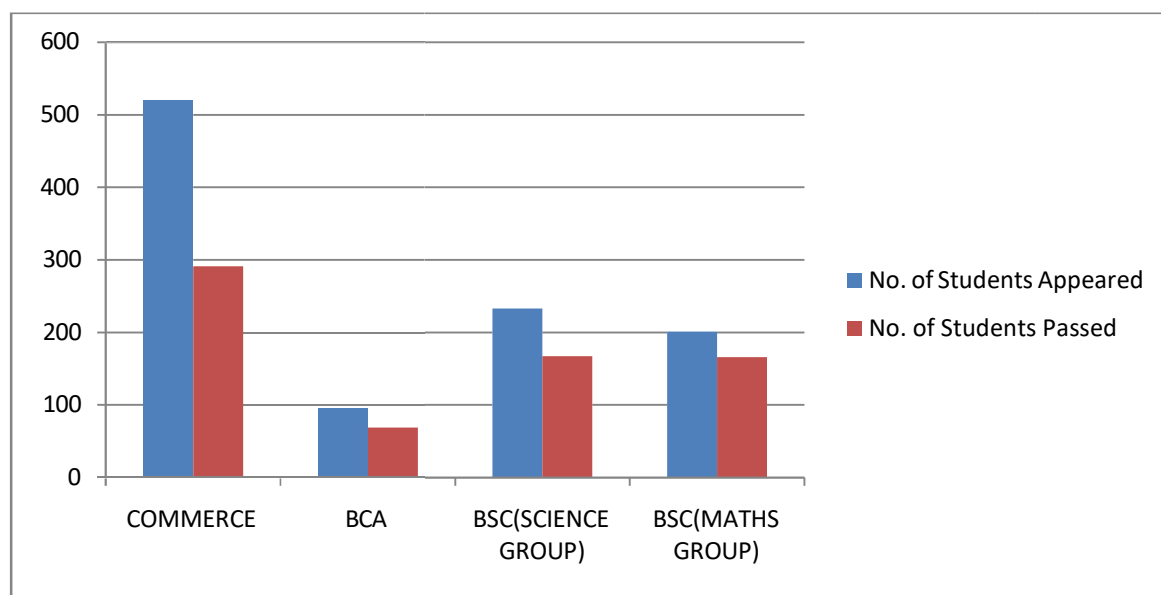
VAAGDEVI DEGREE AND PG COLLEGE

KISHANPURA, HANAMKONDA



KAKATIYA UNIVERSITY RESULT ANALYSIS UG 2022-2023

| <u>COURSE III YEAR</u> | <u>No. of Students Appeared</u> | <u>No. of Students Passed</u> | <u>Pass Percentage</u> |
|-------------------------------|--|--|-------------------------------|
| COMMERCE | 520 | 291 | 55.96 |
| BCA | 96 | 69 | 71.87 |
| BSC(SCIENCE GROUP) | 233 | 167 | 71.67 |
| BSC(MATHS GROUP) | 201 | 166 | 82.58 |



A. Subash Kumar
Principal
Vaagdevi Degree & P.G. College
Kishanpura, Hanamkonda



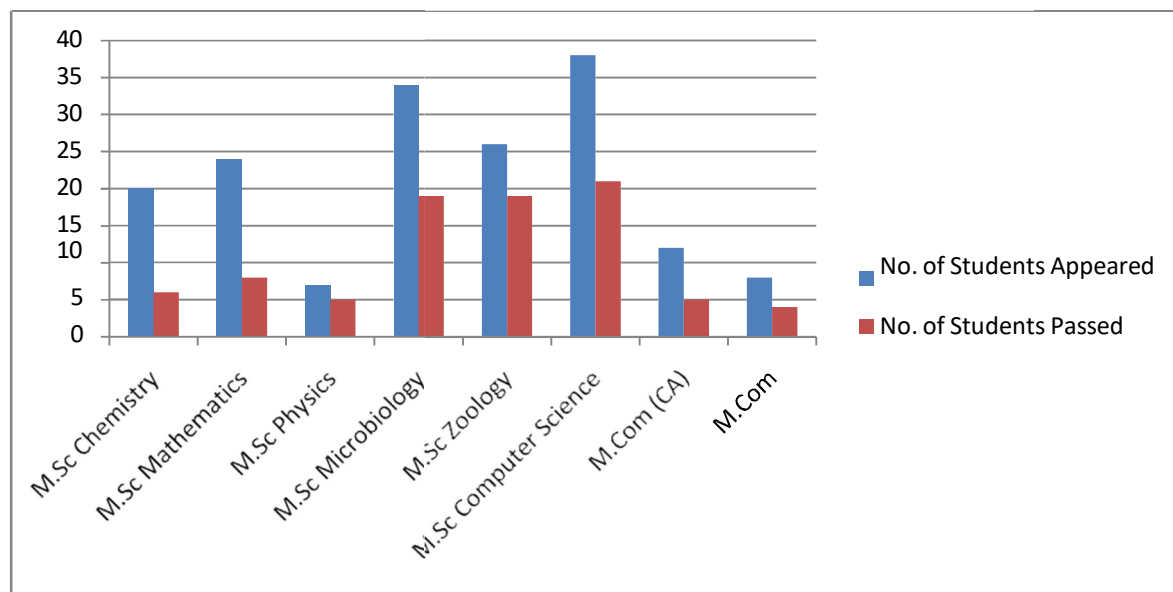
VAAGDEVI DEGREE AND PG COLLEGE

KISHANPURA, HANAMKONDA



KAKATIYA UNIVERSITY RESULT ANALYSIS PG 2022-2023

| <u>COURSE II YEAR</u> | <u>No. of Students Appeared</u> | <u>No. of Students Passed</u> | <u>Pass Percentage</u> |
|------------------------------|--|--|-------------------------------|
| M.Sc Chemistry | 20 | 6 | 33.33 |
| M.Sc Mathematics | 24 | 8 | 33.33 |
| M.Sc Physics | 7 | 5 | 71.42 |
| M.Sc Microbiology | 34 | 19 | 55.88 |
| M.Sc Zoology | 26 | 19 | 73.07 |
| M.Sc Computer Science | 38 | 21 | 55.26 |
| M.Com (CA) | 12 | 5 | 41.66 |
| M.Com | 8 | 4 | 50.00 |




Principal
Vaagdevi Degree & P.G. College
Kishanpura, Hanamkonda



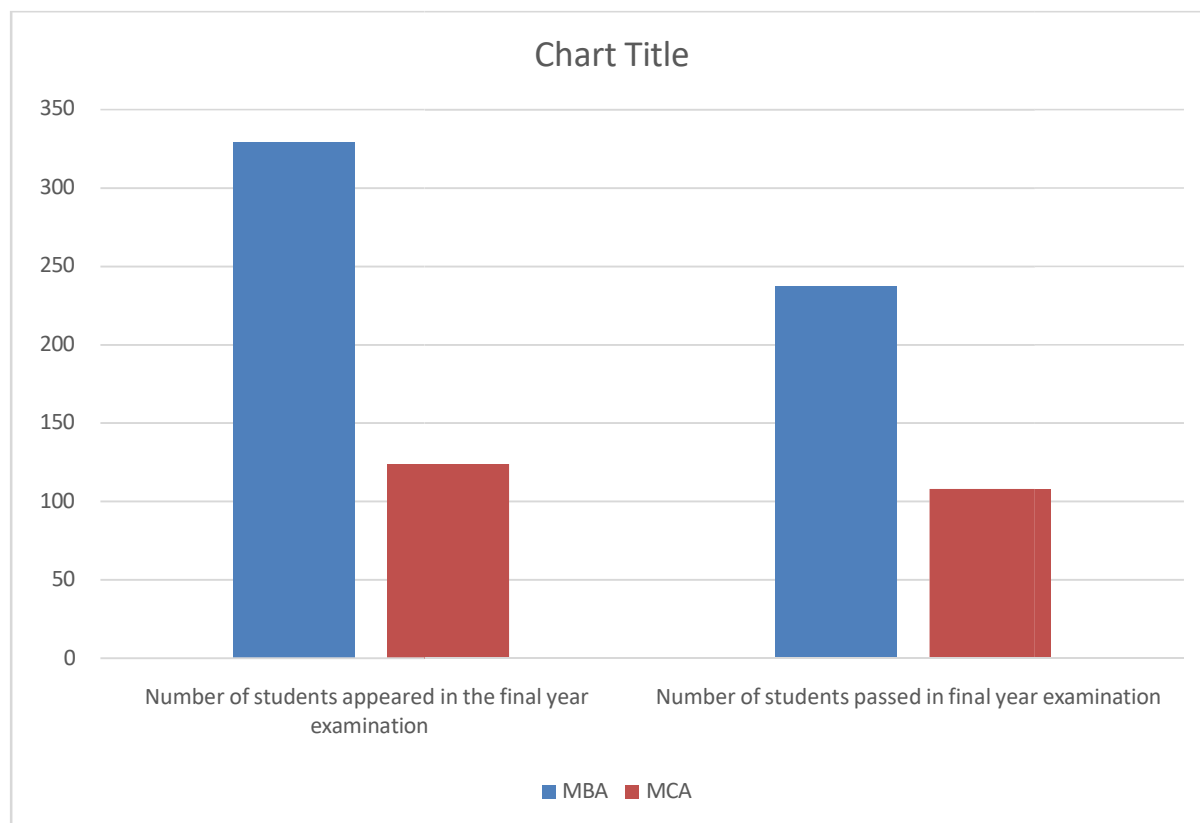
VAAGDEVI DEGREE AND PG COLLEGE

KISHANPURA, HANAMKONDA



KAKATIYA UNIVERSITY RESULT ANALYSIS PG 2022-2023

| <u>COURSE II YEAR</u> | <u>No. of Students Appeared</u> | <u>No. of Students Passed</u> | <u>Pass Percentage</u> |
|-----------------------|-------------------------------------|-----------------------------------|------------------------|
| MBA | 329 | 237 | 72.03 |
| MCA | 124 | 108 | 87.09 |



A. Subudhakar
Principal
Vaagdevi Degree & P.G. College
Kishanpura, Hanamkonda